

Undergraduate Enrollment Update

Board of Trustees | Thursday May 5, 2022

Undergraduate Enrollment

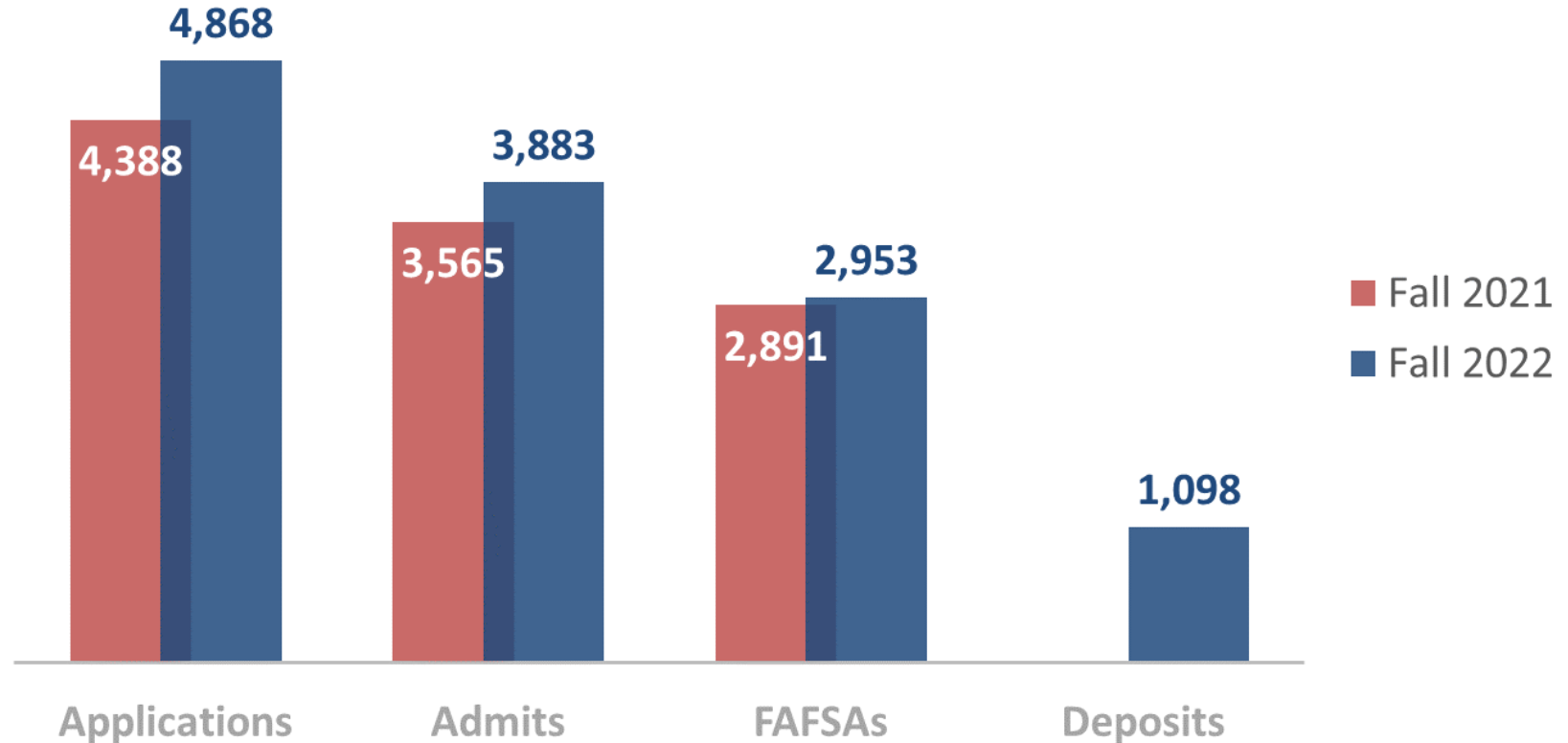
Summer 2022 | as of 05 / 02 / 2022

	Summer 1		Summer 2	
	2021	2022	2021	2022
Enrolled	1,825	1,680	1,166	1,082
Credit Hours	7,942	7,398	4,470	4,176

2021 Enrolled 2,991 | Credit Hours 12,412
2022 Enrolled 2,762 | Credit Hours 11,574

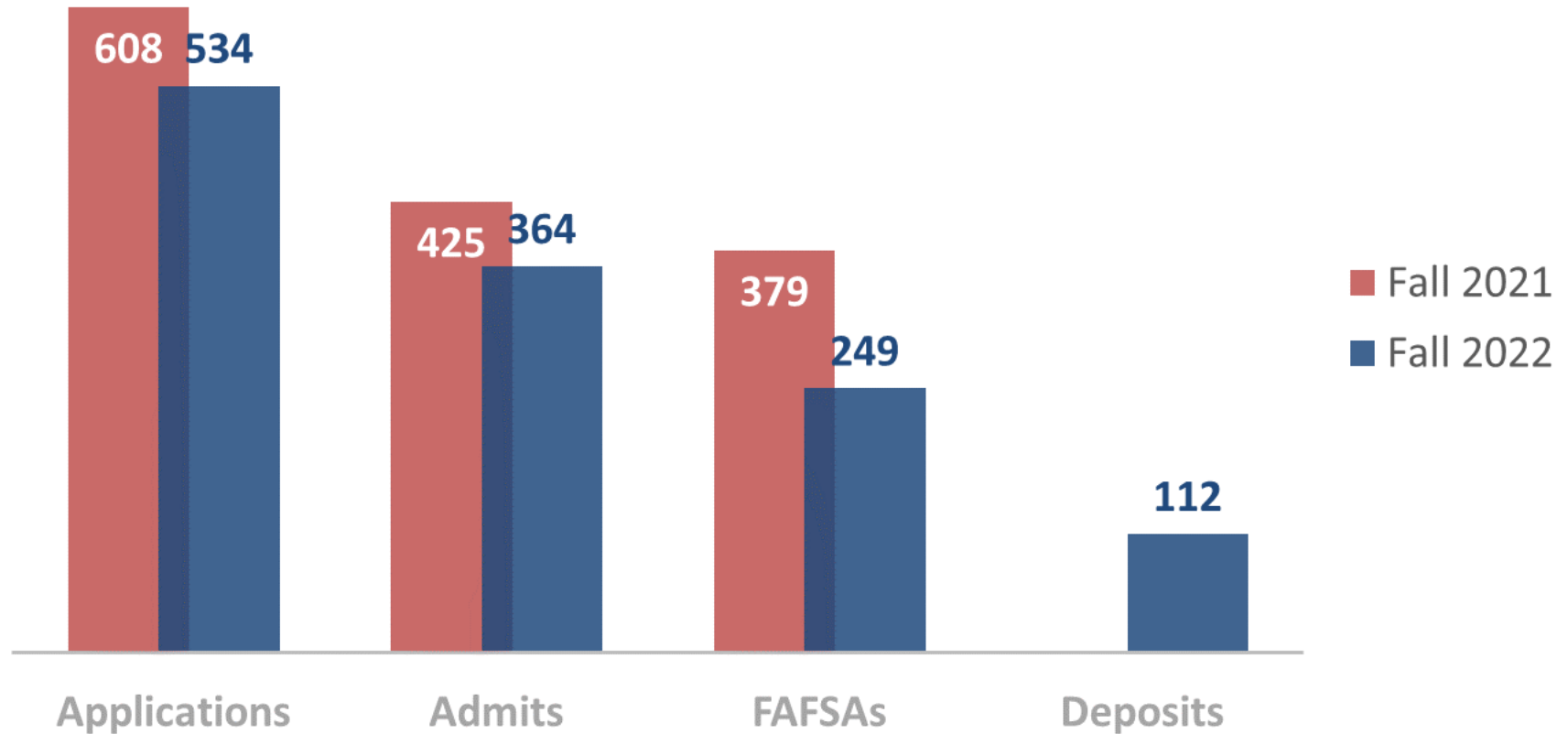
Undergraduate Enrollment | Freshmen

Fall 2022 | as of 05 / 02 / 2022



Undergraduate Enrollment | Transfers

Fall 2022 | as of 05 / 02 / 2022



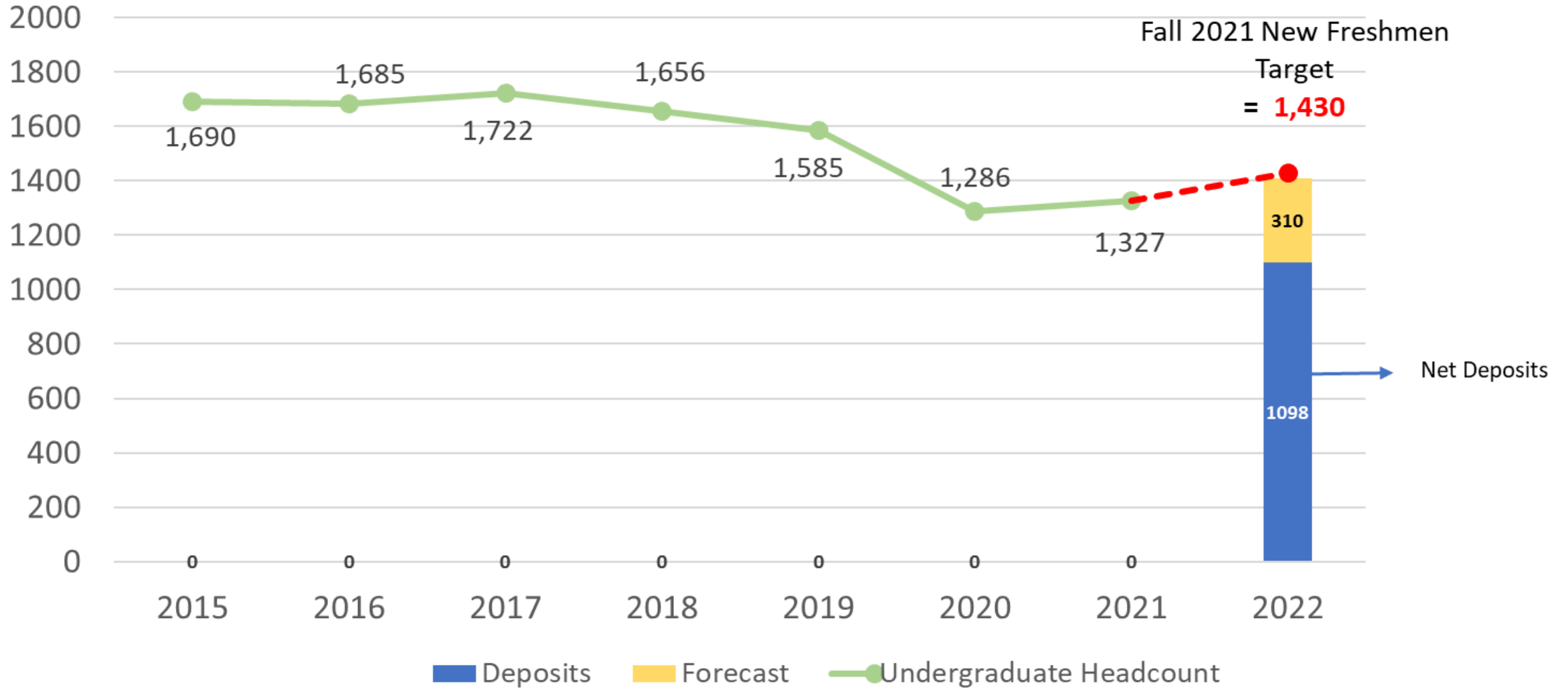
2022 Student Orientation

Reservations Totals | as of 05 / 02 / 2022

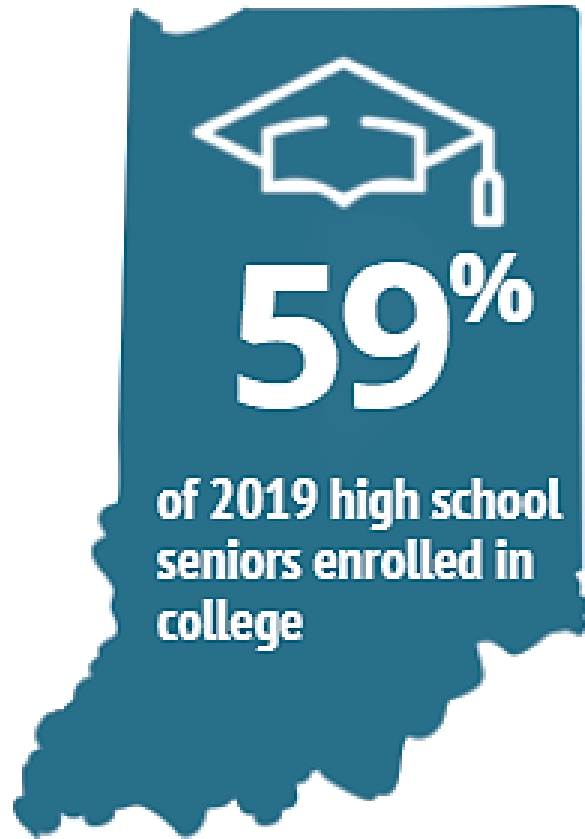
Orientation

	Freshmen	Transfer	
Thursday, June 2, 2022	183	17	200
Friday, June 3, 2022	142	12	154
Friday, June 10, 2022	95	3	98
Saturday, June 11, 2022	119	11	130
Thursday, June 23, 2022	38	2	40
Friday, June 24, 2022	30	1	31
Saturday, June 25, 2022	61	3	64
Thursday, July 21, 2022	12	1	13
Friday, July 22, 2022	8	-	8
Friday, August 5, 2022	7	2	9
Online Orientation	2	14	16
	698	66	764

Fall 2015 to Fall 2021 New Freshmen Headcount and Fall 2022 New Freshmen Headcount Target

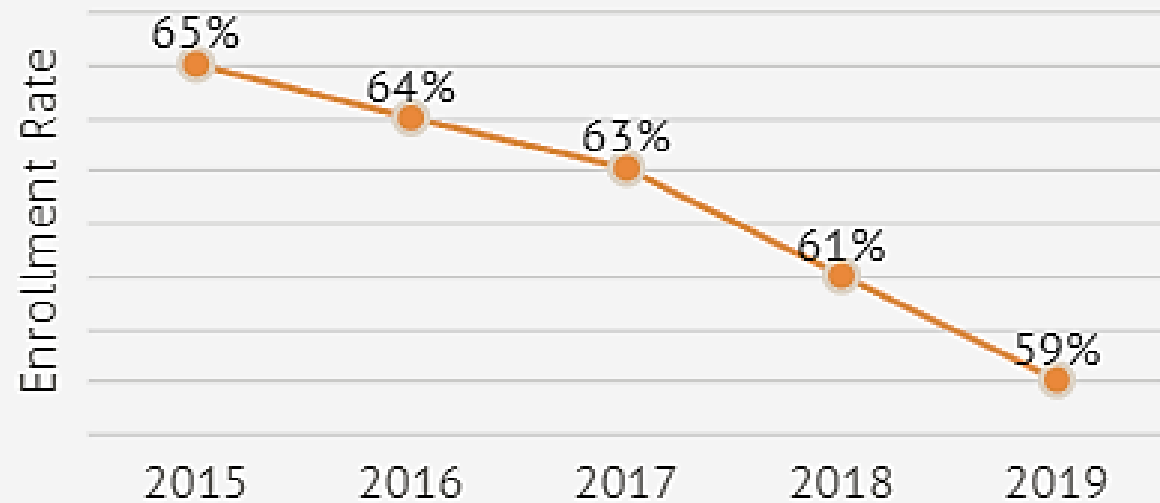


Recruitment Challenges



COLLEGE-GOING DECLINE

The rate of high school students enrolling in college continues to drop.



Indiana Commission for Higher Education

Fiscal Implications for Recruitment and Retention

- ❑ Net Tuition Revenue = tuition revenue received per student minus financial aid
- ❑ Increased credit hours = increased net tuition revenue



Addressing Recruitment Challenges

- ❑ Enrollment Deposit Implementation
 - Strengthen strategic outreach and collaboration
 - First Admitted Student Day Event

- ❑ Financial Aid Optimization
 - Significantly enhance data analysis to inform strategies
 - Measure effectiveness of strategies to increase net tuition revenue